



# QUALIFICATION REPORT

DHL COMBI SOLUTION (-20°C)

Dry Ice Pellets

**SBS Summer & Static +30°C Ambient Test Profiles**

## Abstract

The following Qualification Report demonstrates how the system is conditioned, packed and performs when tested against the SBS Summer & Static +30°C ambient test profiles.

### REPORT AUTHOR

Fraser MacDonald  
Packaging Engineer

Signature:

Date: 20NOV2018

### REPORT APPROVER

Gavin Hill  
Senior Project Engineer

Signature:

Date: 20NOV2018



## Table of Contents

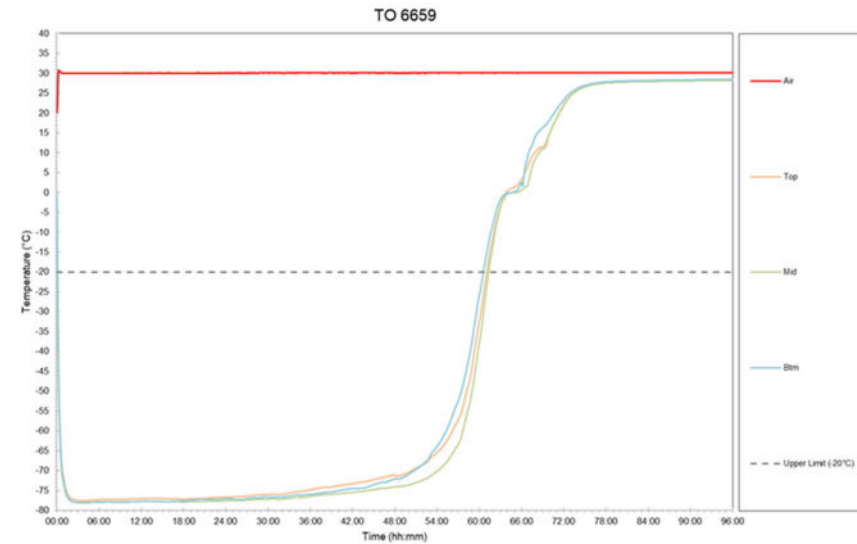
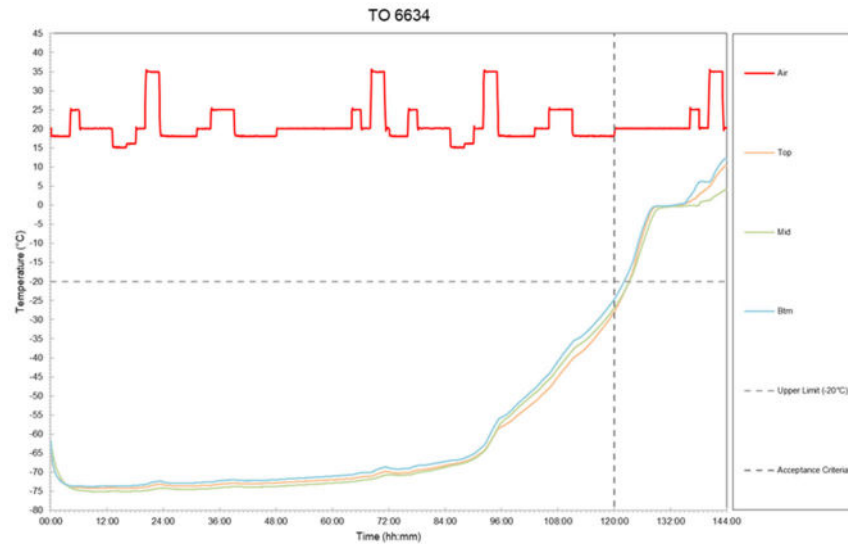
Performance Disclaimer .....	2	7. Test Results .....	11
Summary .....	3	7.1. TO 6635 – SBS Summer .....	11
1. Introduction .....	4	7.2. TO 6659 – Static +30°C .....	12
2. Test Objective .....	4	8. Deviations and observations .....	13
3. Test Scope .....	4	8.1. Deviations .....	13
4. Test Acceptance Criteria .....	4	8.2. Observations .....	13
5. Test Method .....	5	9. Conclusion .....	13
5.1. Test Equipment .....	5	10. Change History .....	13
5.2. Test Materials .....	5	11. Appendix A - Calibration Certificates .....	14
5.3. Product Load Images .....	5	11.1. Test Chamber Calibration Certificate .....	14
5.3.1. Image of Maxium Product Load .....	5	11.2. Data Logging Equipment Calibration Certificates .....	14
5.4. Temperature Probe Locations .....	6	12. Appendix B - Table of Readings .....	17
5.4.1 Maximum Load .....	6		
5.4.2 Data Logger / Probe Tracking .....	6		
5.5. Ambient Test Profiles .....	7		
5.5.1. SBS Summer .....	7		
5.5.2. Static +30°C .....	7		
6. Test Procedure .....	8		
6.1. Dry Ice Quantity .....	8		
6.2. Test Product Conditioning .....	8		
6.3. Test Initiation .....	8		
6.4. Packing Diagram / System Specification .....	9		
6.5. Packing Instruction .....	10		

## Performance Disclaimer

Test results shown in this document illustrate the performance of a Softbox Temperature Control Packaging System under precisely controlled packing and testing conditions in an environmental chamber. The temperature profiles used for testing are designed to simulate fluctuations in ambient temperature experienced during live shipping. However, as Softbox has no control for what may happen during a live shipment, it cannot be held responsible for any temperature excursions, resulting loss of product or compensation claim that may result from the failure of its systems to perform.

## Summary

Testing of the DHL COMBI SOLUTION proves that each shipper tested has met the acceptance criteria set out in this qualification document. It also confirms the solutions ability to operate in extreme ambient conditions and to provide qualified temperature control in excess of 72:00 hh:mm.



Test Profile	Product Load	Duration Achieved	Minimum Temperature : °C Maximum Temperature : °C
SBS Summer TO 6635	Full Load	76:35 hh:mm	Minimum Temperature : -78.8°C Maximum Temperature : +25.7°C
Static +30°C TO 6659	Full Load	60:35 hh:mm	Minimum Temperature : -78.1°C Maximum Temperature : +28.4°C



## 1. Introduction

The range of single use DHL FROZEN SOLUTIONS have been developed to reliably transport temperature sensitive product below -20°C for a minimum of 72:00 hh:mm.

## 2. Test Objective

To qualify the DHL COMBI SOLUTION Single use Temperature Control Packaging System against the SBS Summer test profile when packed with a maximum product load. The additional static +30°C test was performed to establish the sublimation rates of the dry ice within the shipper.

## 3. Test Scope

2 x DHL COMBI SOLUTION Single use Temperature Control Packaging Systems packed with a maximum product load were prepared in ambient conditions.

All testing was carried out using new shippers and calibrated temperature logging equipment and environmental chambers.

Once packed the DHL COMBI SOLUTION Single use Temperature Control Packaging System was placed into a calibrated temperature controlled environmental chamber which was preprogrammed with the stated test profiles.

Test product temperatures were recorded during the test with readings being taken at 5 minute intervals. The tests were run for a minimum of 96:00 hh:mm.

## 4. Test Acceptance Criteria

Maximum product load temperatures within the DHL COMBI SOLUTION Single use Temperature Control Packaging System are to be maintained below -20°C for a minimum of 72:00 hh:mm when exposed to the SBS Summer test profile. There is no acceptance criteria for the static +30°C Profile test.

## 5. Test Method

### 5.1. Test Equipment

Equipment Description	Equipment Serial Numbers
Environmental Chamber	16956 (6)
Eurotherm 6180A Datalogger	PL1231000032-3112-PL3

### 5.2. Test Materials

The shipper when tested contained the following Product Load.

Product	Product Name	Water Filled Vials
	Temperature Range	<-20°C
	Primary Packaging	Plastic Vials
	Primary Packaging Weight	14g
	Dose	10ml
	Vial Dimensions (mm)	13 x 13 x 93
	Product Orientation	Horizontal
Product Load	Full Load Quantity	6 Water Filled Vials
	Full Load Dimensions (mm)	95 x 95 x 135

### 5.3. Product Load Images

#### 5.3.1. Image of Maxium Product Load



### 5.4. Temperature Probe Locations

The product load was probed using calibrated Eurotherm data logger PT100 probes as below.

#### 5.4.1 Maximum Load

3 probes were placed within the water filled vials as per fig 1.

1 probe was placed within the Environmental Chamber to measure the ambient temperature for the duration of the test.

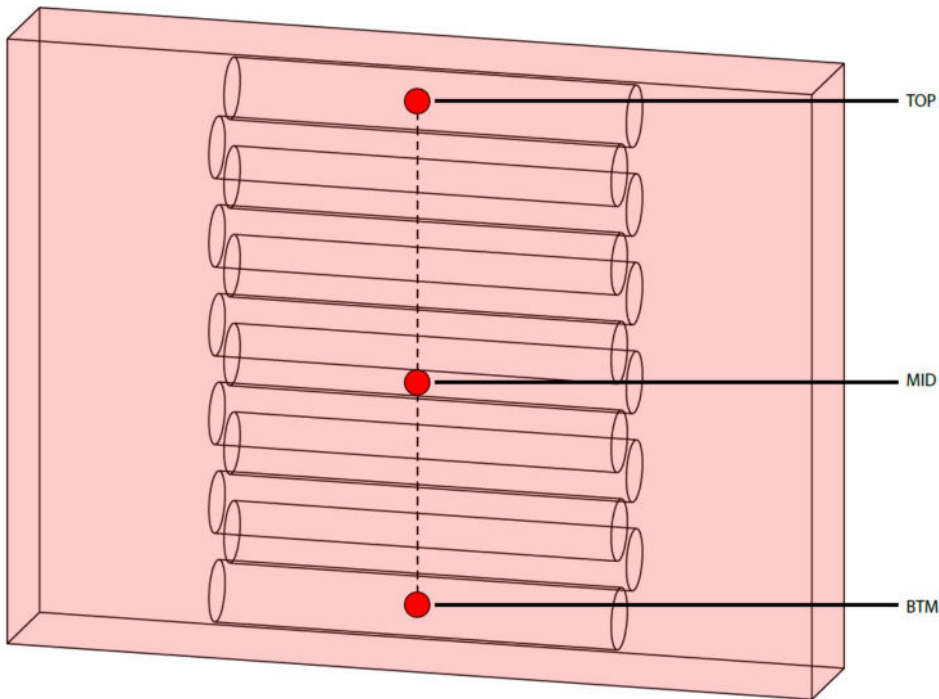


Fig 1

### 5.4.2 Data Logger / Probe Tracking

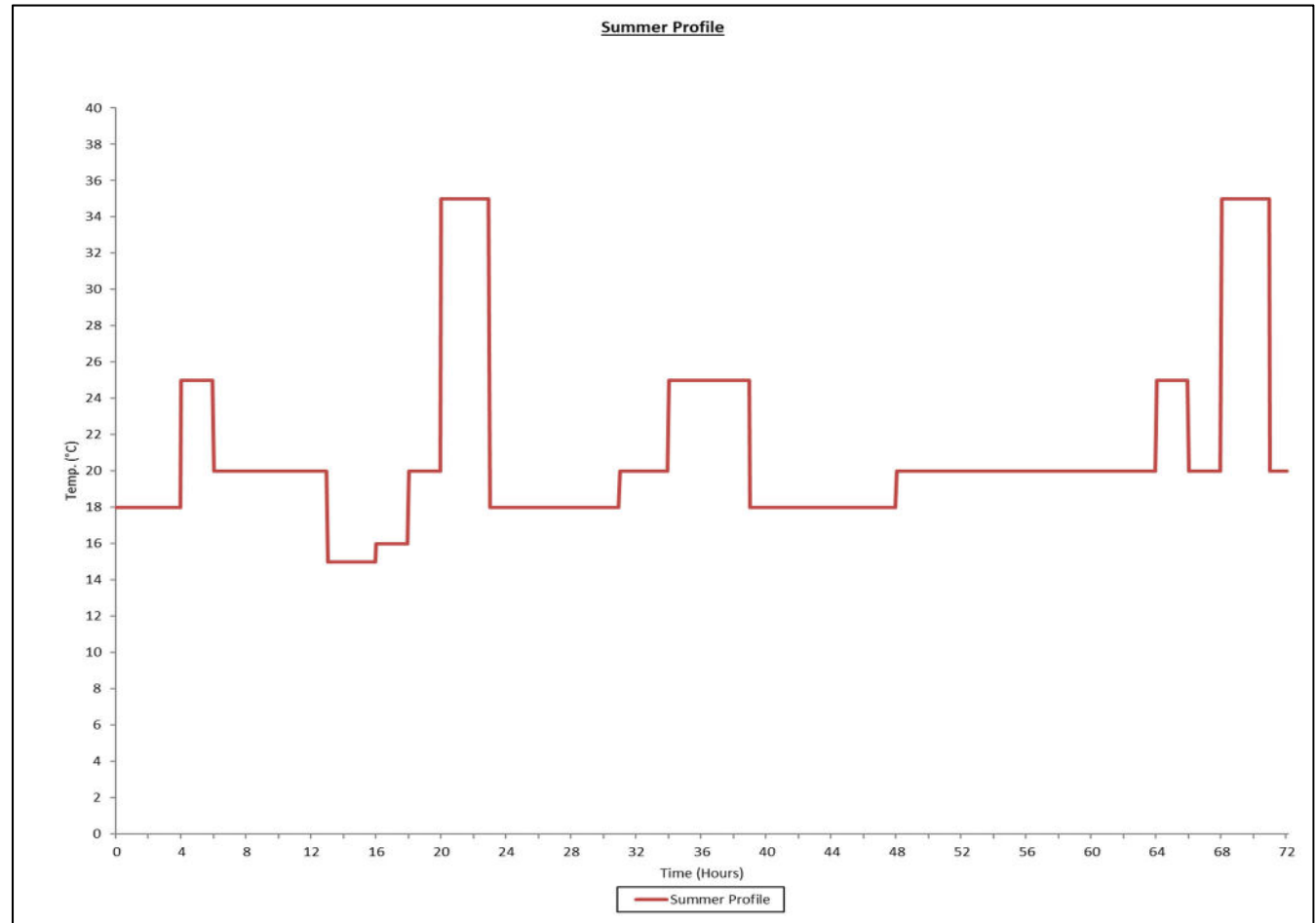
Probe Position	Datalogger Probe No.
Ambient	6180A probe 12

Full Load	Datalogger Probe No.
Top	6180A probe 14
Mid	6180A probe 15
Btm	6180A probe 16

## 5.5. Ambient Test Profiles

### 5.5.1. SBS Summer

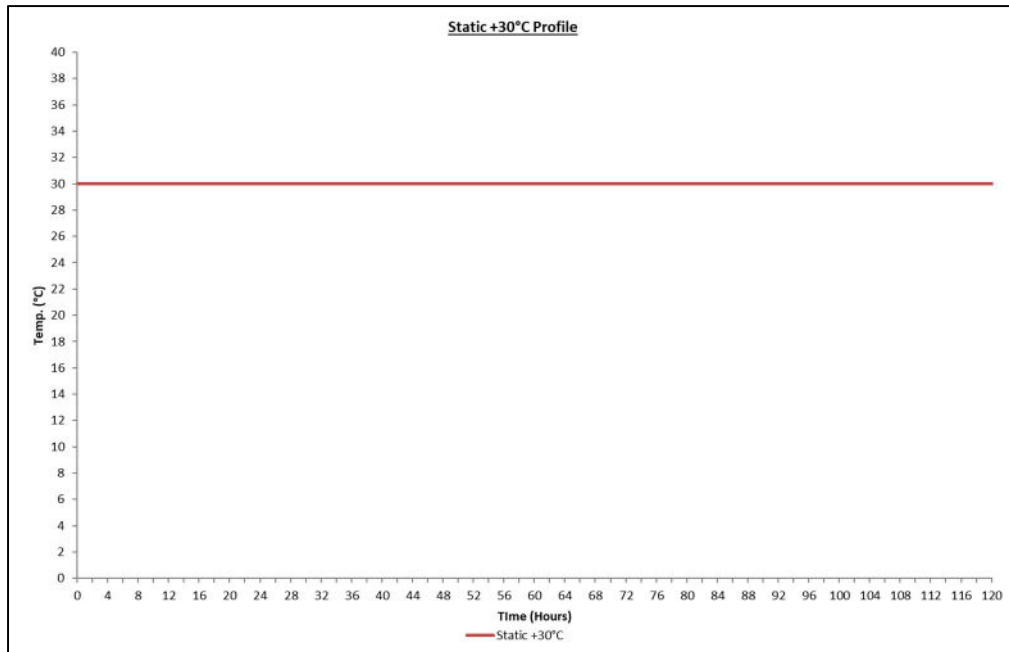
Elapsed Time	Segment Duration	Segment Temperature (°C)
4	4	18
6	2	25
13	7	20
16	3	15
18	2	16
20	2	20
23	3	35
31	8	18
34	3	20
37	3	25
39	2	25
48	9	18
64	16	20
66	2	25
68	2	20
71	3	35
72	1	20



Note : For systems with expected durations beyond 72 Hours, the above 72 Hour Profile is repeated in cycle. The justification for this cycling is based upon the fact that the levels and durations of temperatures experienced on such a transit network will continue to be similar regardless of the length of the transit period.

### 5.5.2. Static +30°C

Elapsed Time	Segment Duration	Segment Temperature (°C)
120	120	+30°C



## 6. Test Procedure

### 6.1. Dry Ice Quantity

4.202kg of 16mm dry ice pellets. Approximate pellet weight – 15g.

### 6.2. Test Product Conditioning

The maximum product load was placed into dry ice prior to the test starting to allow it to stabilise.

### 6.3. Test Initiation

The Environmental Chamber was set to the start temperature of the ambient test profile as described in section 5.5.

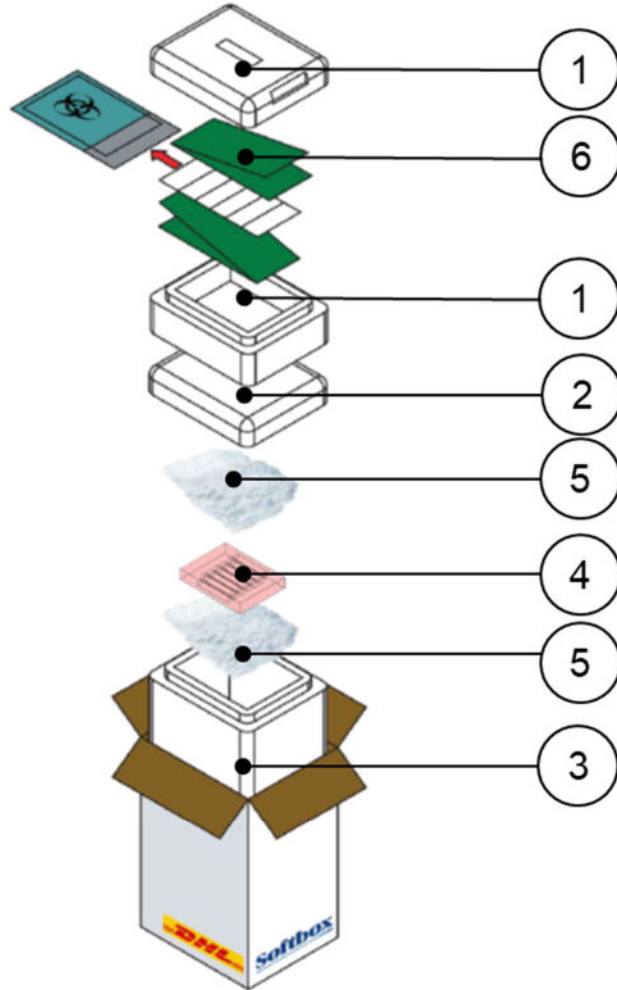
Each DHL COMBI SOLUTION Single use Temperature Control Packaging System was packed within a ambient environment with a set point of +20°C ( $\pm 2^\circ\text{C}$ ) according to the System Diagram (Section 6.4) and Packing Instructions (Section 6.5).

Each packed DHL COMBI SOLUTION Single use Temperature Control Packaging System was then placed into the Environmental Chamber. The test profile was then set to run.



### 6.4. Packing Diagram / System Specification

#### SYSTEM DIAGRAM



#### SYSTEM SPECIFICATION

Item	Components	Quantity	Weights and Dimensions	
1	DHL COMBI AMBIENT SOLUTION	1	Tare Weight	5.2kg
			Volumetric Weight	6.5kg
2	DHL COMBI SOLUTION FROZEN Lid	1	Product Dimensions Frozen L x W x H	202x152x178mm
			Product Dimensions Ambient L x W x H	202x152x76mm
3	DHL COMBI SOLUTION FROZEN Base	1	Shipper Dimensions L x W x H	295x244x442mm
4	Test Product Load	1		
5	Dry Ice Pellets	4.202kg		
6	16oz Gel Wraps	N/A		

#### Freezing Media

4.202kg of 16mm dry ice pellets. Approximate pellet weight – 15g.

## 6.5. Packing Instruction

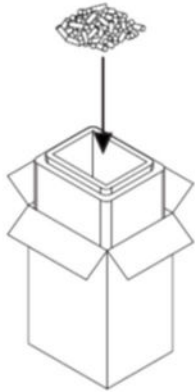


Fig.1  
Place a minimum 2 pellet layer of dry ice covering the base of the Frozen Solution.

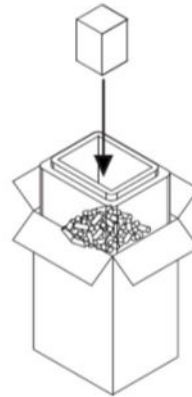


Fig.2  
Place product load on the layer of dry ice pellets.

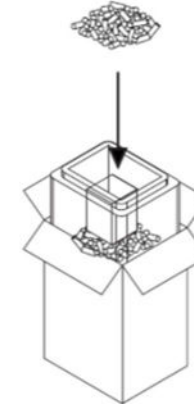


Fig.3  
Place dry ice pellets around the product load.



Fig.4  
Place the remaining dry ice on the product load.

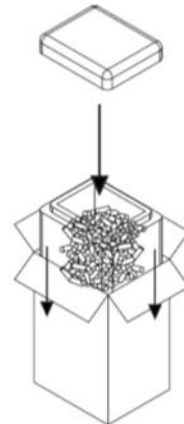


Fig.5  
Place the lid on the Frozen Solution and push to the bottom of the outer carton.

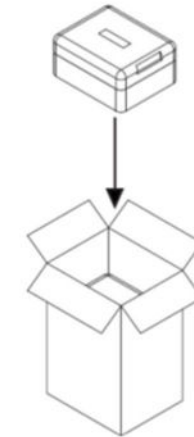
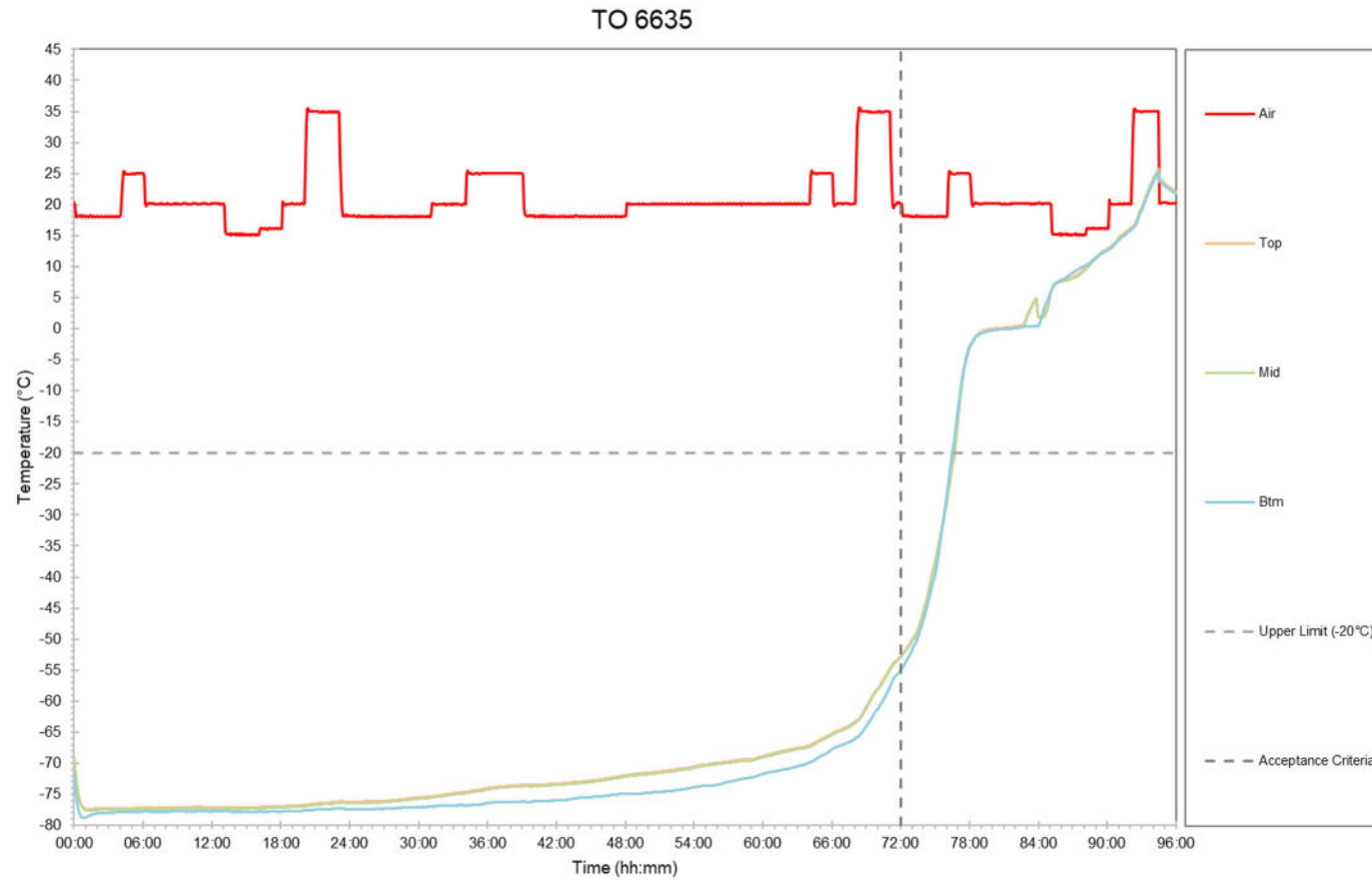


Fig.6  
Place the ambient shipper on top and secure the outer carton with tape.

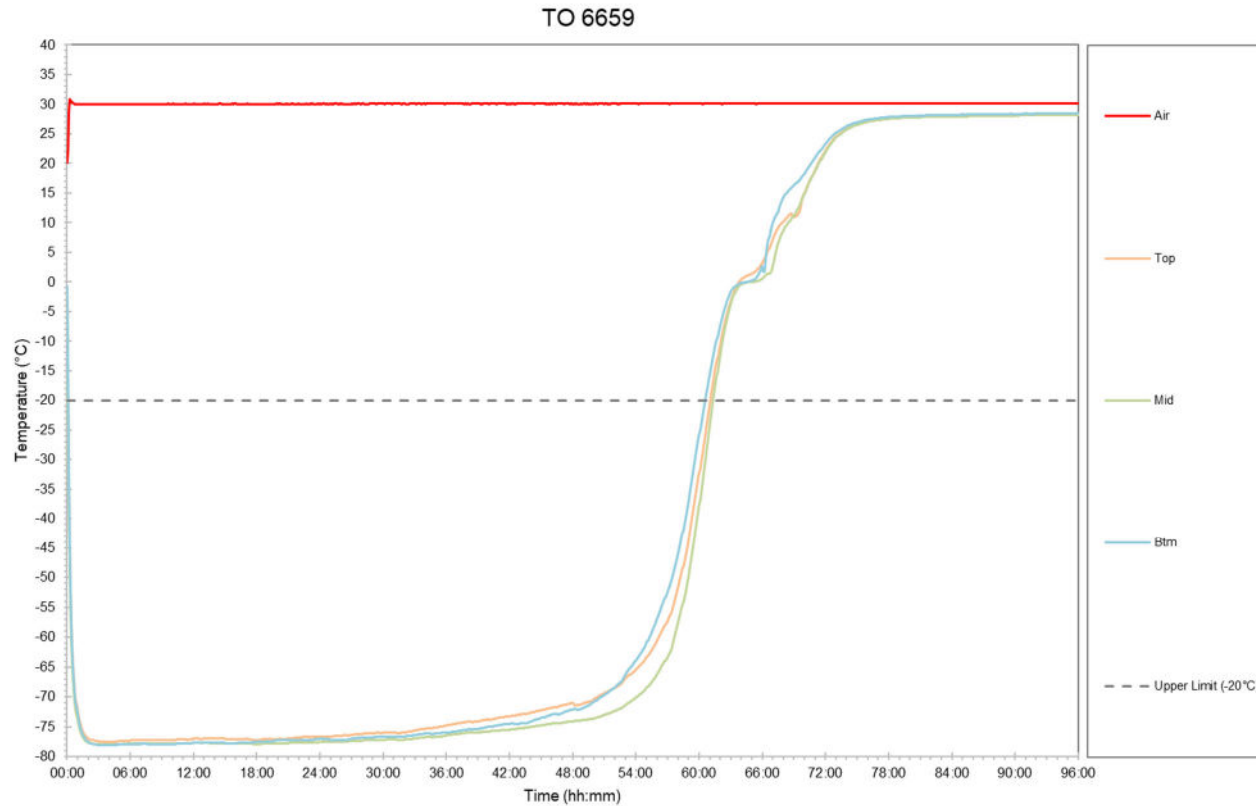
## 7. Test Results

### 7.1. TO 6635 – SBS Summer



	Temperature / Time	Probe Location
Product Load Temp <-20°C	-18.7°C / 76:35 hh:mm	Btm
Maximum Temperature / Elapsed Test Time	+25.7°C / 94:30 hh:mm	Top
Minimum Temperature / Elapsed Test Time	-78.8°C / 00:25 hh:mm	Btm

### 7.2. TO 6659 – Static +30°C



	Temperature / Time	Probe Location
Product Load Temp <-20°C	-19.8°C / 60:35 hh:mm	Btm
Maximum Temperature / Elapsed Test Time	+28.4°C / 113:45 hh:mm	Btm
Minimum Temperature / Elapsed Test Time	-78.1°C / 03:05 hh:mm	Btm
Sublimation Rate	0.0689kg/Hr	



## 8. Deviations and observations

### 8.1. Deviations

No deviations were recorded during this testing.

### 8.2. Observations

The DHL COMBI SOLUTION exceeded the 72:00 hh:mm acceptance criteria when tested against the SBS Summer Profile. When tested against the Static +30°C profile the temperature of the maximum product load remained below -20°C for 60:35 hh:mm. This demonstrates a dry ice sublimation rate of 0.0689kg/Hr at +30°C.

## 9. Conclusion

Testing of DHL COMBI SOLUTION Single use Temperature Control Packaging System proves that each shipper tested with a maximum product load has met the acceptance criteria set out in this Qualification Report.

## 10. Change History

Version	Date	Changes
V1	20NOV2018	Original Version

# 11. Appendix A - Calibration Certificates

## 11.1. Test Chamber Calibration Certificate

Unit 23, The Empire Centre, Imperial Way, Watford WD24 4YH  
Tel: 01923 237178 Fax: 01923 237403 www.climatec.ltd.uk

### CALIBRATION CERTIFICATE No. 3781

**Date of Calibration :** 12<sup>th</sup> January 2018  
**Customer :** Softbox Systems - Thame  
**Climatec Job Number :** 15322  
**Chamber Make/Model/Serial N<sup>o</sup> :** Vindon / No. 6 / 16956  
**Cal Device Make/Model/Serial N<sup>o</sup> :** TME / 2020 / 55454  
**Equipment Used Expiry Date :** 17 October 2018  
**Traceable to UKAS Certificate N<sup>o</sup> :** CN259065  
**Instrument Calibrated :** Eurotherm 2704

SETPOINT	READING	ACTUAL VALUE
-20°C	-20°C	-20.1°C
+5°C	+5°C	+4.8°C
+50°C	+50°C	+49.6°C

The uncertainty of measurement for these readings is ±0.8°C

*GW*  
14 FEB 2018

**Calibration Engineer: Jason Wren**

## 11.2. Data Logging Equipment Calibration Certificates

### CERTIFICATE OF CALIBRATION

**Certificate No.:** T13120  
**Date of Issue:-** 19<sup>th</sup> December 2017  
**Customer:** Softbox Systems Ltd  
**Customer Order No.:-** UK01-REQ-000208  
**Tempcon Works Order No.:-** 83731

ITEM NO	DESCRIPTION	SERIAL NO
A	6180A Chart Recorder	PL1231000032-3112-PL3 U15
B x 48	PT100 Probes	Ch 1 - 48


ITEM NO	APPLIED INPUT	EQUIPMENT TEST RESULTS
A+B1	-25.0°C	-24.8°C
A+B1	5.0°C	5.2°C
A+B1	39.9°C	39.8°C
A+B2	-25.0°C	-24.8°C
A+B2	5.0°C	5.2°C
A+B2	39.9°C	39.7°C
A+B3	-25.0°C	-24.8°C
A+B3	5.0°C	5.1°C
A+B3	39.9°C	39.7°C
A+B4	-25.0°C	-24.8°C
A+B4	5.0°C	5.2°C
A+B4	39.9°C	39.7°C
A+B5	-25.0°C	-24.9°C
A+B5	5.0°C	5.2°C
A+B5	39.9°C	39.9°C

*GW*  
21 DEC 2017

Telephone +44 (0)1243 558270  
 Email info@tempcon.co.uk  
 Web www.tempcon.co.uk

Ford Lane Business Park, Ford Lane, Ford, West Sussex BN18 0UZ  
 Registered Address: Ford Lane Business Park, Ford Lane, West Sussex BN18 0UZ  
 Registered No. 1520366 VAT No. GB22039136




  
MEASUREMENT • CONTROL • DATA LOGGING SOLUTIONS  
**Page 2**


**CERTIFICATE OF CALIBRATION**

A+B6	-25.0°C	-24.8°C
A+B6	5.0°C	5.2°C
A+B6	39.9°C	39.7°C
A+B7	-25.0°C	-25.0°C
A+B7	5.0°C	4.9°C
A+B7	39.9°C	39.7°C
A+B8	-25.0°C	-25.2°C
A+B8	5.0°C	4.8°C
A+B8	39.9°C	39.7°C
A+B9	-25.0°C	-25.2°C
A+B9	5.0°C	4.9°C
A+B9	39.9°C	39.7°C
A+B10	-25.0°C	-25.0°C
A+B10	5.0°C	4.9°C
A+B10	39.9°C	39.7°C
A+B11	-25.0°C	-24.9°C
A+B11	5.0°C	5.0°C
A+B11	39.9°C	39.7°C
A+B12	-25.0°C	-25.1°C
A+B12	5.0°C	5.0°C
A+B12	39.9°C	39.7°C
A+B13	-25.0°C	-25.1°C
A+B13	5.0°C	5.0°C
A+B13	39.9°C	39.7°C
A+B14	-25.0°C	-25.0°C
A+B14	5.0°C	5.1°C
A+B14	39.9°C	39.7°C

Telephone +44 (0)1243 558270  
Email info@tempcon.co.uk  
Web www.tempcon.co.uk

Ford Lane Business Park, Ford Lane, Ford, West Sussex BN18 0UZ  
Registered address: Ford Lane Business Park, Ford Lane, West Sussex BN18 0UZ  
Registered No. 1530366 VAT No. GB222039196




  
MEASUREMENT • CONTROL • DATA LOGGING SOLUTIONS  
**Page 3**

**CERTIFICATE OF CALIBRATION**


A+B15	-25.0°C	-24.8°C
A+B15	5.0°C	5.2°C
A+B15	39.9°C	39.7°C
A+B16	-25.0°C	-25.0°C
A+B16	5.0°C	5.1°C
A+B16	39.9°C	39.8°C
A+B17	-25.0°C	-24.8°C
A+B17	5.0°C	5.1°C
A+B17	39.9°C	39.9°C
A+B18	-24.9°C	-24.7°C
A+B18	5.0°C	5.1°C
A+B18	39.9°C	39.7°C
A+B19	-24.9°C	-24.7°C
A+B19	5.0°C	5.2°C
A+B19	39.9°C	40.1°C
A+B20	-24.9°C	-24.9°C
A+B20	5.0°C	5.0°C
A+B20	39.9°C	39.8°C
A+B21	-24.9°C	-24.9°C
A+B21	5.0°C	5.0°C
A+B21	39.9°C	39.8°C
A+B22	-24.9°C	-24.9°C
A+B22	5.0°C	5.0°C
A+B22	39.9°C	39.8°C
A+B23	-25.0°C	-25.0°C
A+B23	5.0°C	5.1°C
A+B23	39.9°C	39.8°C

Telephone +44 (0)1243 558270  
Email info@tempcon.co.uk  
Web www.tempcon.co.uk

Ford Lane Business Park, Ford Lane, Ford, West Sussex BN18 0UZ  
Registered address: Ford Lane Business Park, Ford Lane, West Sussex BN18 0UZ  
Registered No. 1530366 VAT No. GB222039196






  
**TEMPCON**  
MEASUREMENT • CONTROL • DATA LOGGING SOLUTIONS


**CERTIFICATE OF CALIBRATION** **Page 4**

A+B24	-25.0°C	-24.8°C
A+B24	5.0°C	5.2°C
A+B24	39.9°C	39.8°C
A+B25	-25.0°C	-25.0°C
A+B25	5.0°C	5.0°C
A+B25	39.9°C	39.8°C
A+B26	-25.0°C	-24.9°C
A+B26	5.0°C	5.1°C
A+B26	39.9°C	39.8°C
A+B27	-25.0°C	-25.2°C
A+B27	5.0°C	4.9°C
A+B27	39.9°C	39.8°C
A+B28	-25.0°C	-24.9°C
A+B28	5.0°C	5.1°C
A+B28	39.9°C	40.0°C
A+B29	-25.0°C	-24.9°C
A+B29	5.0°C	5.0°C
A+B29	39.9°C	39.8°C
A+B30	-25.0°C	-25.1°C
A+B30	5.0°C	5.0°C
A+B30	39.9°C	39.8°C
A+B31	-25.0°C	-25.0°C
A+B31	5.0°C	4.9°C
A+B31	39.9°C	39.8°C
A+B32	-25.0°C	-25.2°C
A+B32	5.0°C	4.9°C
A+B32	39.9°C	39.7°C

Telephone +44 (0)1243 558270  
Email info@tempcon.co.uk  
Web www.tempcon.co.uk

Ford Lane Business Park, Ford Lane, Ford, West Sussex BN18 0UZ  
Registered address: Ford Lane Business Park, Ford Lane, West Sussex BN18 0UZ  
Registered No. 1533868 VAT No. GB22209106




  
**TEMPCON**  
MEASUREMENT • CONTROL • DATA LOGGING SOLUTIONS

**CERTIFICATE OF CALIBRATION** **Page 5**

A+B33	-25.0°C	-25.2°C
A+B33	5.0°C	5.0°C
A+B33	39.9°C	39.8°C
A+B34	-25.0°C	-25.2°C
A+B34	5.0°C	4.9°C
A+B34	39.9°C	39.7°C
A+B35	-25.0°C	-25.1°C
A+B35	5.0°C	5.1°C
A+B35	39.9°C	39.9°C
A+B36	-25.0°C	-25.0°C
A+B36	5.0°C	5.2°C
A+B36	39.9°C	40.0°C
A+B37	-25.0°C	-25.1°C
A+B37	5.0°C	4.9°C
A+B37	39.9°C	39.7°C
A+B38	-25.0°C	-25.2°C
A+B38	5.0°C	4.9°C
A+B38	39.9°C	39.7°C
A+B39	-25.0°C	-25.0°C
A+B39	5.0°C	4.9°C
A+B39	39.9°C	39.7°C
A+B40	-25.0°C	-25.0°C
A+B40	5.0°C	5.2°C
A+B40	39.9°C	39.8°C
A+B41	-25.0°C	-25.2°C
A+B41	5.0°C	4.9°C
A+B41	39.9°C	39.7°C
A+B42	-25.0°C	-25.2°C
A+B42	5.0°C	4.9°C
A+B42	39.9°C	39.8°C

Telephone +44 (0)1243 558270  
Email info@tempcon.co.uk  
Web www.tempcon.co.uk

Ford Lane Business Park, Ford Lane, Ford, West Sussex BN18 0UZ  
Registered address: Ford Lane Business Park, Ford Lane, West Sussex BN18 0UZ  
Registered No. 1533868 VAT No. GB22209106





## 12. Appendix B - Table of Readings

**TEMPCON**  
MEASUREMENT SOLUTIONS

**CERTIFICATE OF CALIBRATION** Page 6

A+B43	-25.0°C	-25.1°C
A+B43	5.0°C	4.9°C
A+B43	39.9°C	39.8°C
A+B44	-25.0°C	-25.0°C
A+B44	5.0°C	5.1°C
A+B44	39.9°C	39.8°C
A+B45	-25.0°C	-25.2°C
A+B45	5.0°C	4.8°C
A+B45	39.9°C	39.7°C
A+B46	-25.0°C	-25.2°C
A+B46	5.0°C	4.9°C
A+B46	39.9°C	39.7°C
A+B47	-25.0°C	-25.2°C
A+B47	5.0°C	4.9°C
A+B47	39.9°C	39.7°C
A+B48	-25.0°C	-25.2°C
A+B48	5.0°C	4.9°C
A+B48	39.9°C	39.7°C

This is to certify that the whole of the supplies detailed hereon have been inspected, calibrated and tested using test equipment which has been calibrated by a UKAS accredited laboratory.  
Tempcon test equipment: **T1085**

- Copies of the test instrumentation UKAS certificates are available upon request.
- The above measured values apply to the measurement and are not intended to indicate the specification, or repeatability of the instrument.
- The International Temperature Scale of 1990, is used for temperature measurement.
- Uncertainties are for a confidence probability of not less than 95%.
- Laboratory parameters at time of calibration: 20.1°C, 58%RH

Signed.....*ab*.....  
**Quality Assurance**

Tempcon Instrumentation Limited is registered in the United Kingdom at the address stated on this Certificate. Registration Number: 1535366

F182.L

Telephone +44 (0)1243 558270  
Email info@tempcon.co.uk  
Web www.tempcon.co.uk

Ford Lane Business Park, Ford Lane, Ford, West Sussex BN18 0UZ  
Registered Address: Ford Lane Business Park, Ford Lane, West Sussex BN18 0UZ  
Registered No. 1535366 VAT No. GB122029109













TO 6635 Raw Data - SBS Summer Profile



hh:mm	Air	Top	Mid	Btm	hh:mm	Air	Top	Mid	Btm	hh:mm	Air	Top	Mid	Btm	hh:mm	Air	Top	Mid	Btm
22:30	34.9	-76.3	-76.5	-77.3	46:30	18.0	-72.4	-72.6	-75.2	70:30	34.9	-56.5	-56.7	-59.7	94:30	35.0	25.7	25.5	25.2
22:35	34.9	-76.2	-76.4	-77.3	46:35	18.1	-72.4	-72.6	-75.2	70:35	34.9	-56.3	-56.5	-59.4	94:35	20.2	24.1	23.9	23.7
22:40	34.9	-76.2	-76.4	-77.3	46:40	18.2	-72.4	-72.6	-75.2	70:40	35.0	-56.0	-56.2	-59.2	94:40	20.2	23.9	23.7	23.6
22:45	34.9	-76.2	-76.4	-77.3	46:45	18.1	-72.3	-72.5	-75.1	70:45	34.9	-55.8	-56.0	-58.9	94:45	20.3	23.8	23.6	23.4
22:50	34.9	-76.2	-76.4	-77.3	46:50	18.0	-72.3	-72.5	-75.1	70:50	35.0	-55.5	-55.7	-58.5	94:50	20.4	23.7	23.5	23.3
22:55	34.9	-76.2	-76.4	-77.3	46:55	18.1	-72.3	-72.5	-75.1	70:55	34.9	-55.3	-55.5	-58.3	94:55	20.4	23.5	23.3	23.2
23:00	34.9	-76.2	-76.4	-77.3	47:00	18.2	-72.3	-72.5	-75.1	71:00	34.9	-55.0	-55.2	-58.0	95:00	20.3	23.4	23.2	23.0
23:05	34.8	-76.2	-76.4	-77.3	47:05	18.1	-72.2	-72.4	-75.1	71:05	34.9	-54.8	-55.0	-57.6	95:05	20.4	23.2	23.0	22.9
23:10	27.7	-76.2	-76.4	-77.3	47:10	18.0	-72.2	-72.4	-75.0	71:10	27.8	-54.5	-54.7	-57.3	95:10	20.3	23.1	22.9	22.8
23:15	23.1	-76.2	-76.4	-77.3	47:15	18.1	-72.2	-72.4	-75.0	71:15	23.5	-54.3	-54.5	-57.0	95:15	20.2	23.0	22.8	22.7
23:20	19.6	-76.1	-76.3	-77.3	47:20	18.2	-72.1	-72.3	-75.0	71:20	19.9	-54.0	-54.2	-56.6	95:20	20.2	22.9	22.7	22.6
23:25	18.1	-76.2	-76.4	-77.3	47:25	18.0	-72.2	-72.4	-75.0	71:25	19.5	-53.8	-54.0	-56.3	95:25	20.1	22.8	22.6	22.5
23:30	18.2	-76.2	-76.4	-77.3	47:30	18.0	-72.1	-72.3	-75.0	71:30	19.9	-53.6	-53.8	-56.1	95:30	20.2	22.6	22.4	22.4
23:35	18.2	-76.2	-76.4	-77.3	47:35	18.1	-72.1	-72.3	-75.0	71:35	20.1	-53.5	-53.7	-55.9	95:35	20.2	22.6	22.4	22.2
23:40	18.1	-76.2	-76.4	-77.4	47:40	18.1	-72.1	-72.3	-75.0	71:40	20.3	-53.3	-53.5	-55.7	95:40	20.2	22.5	22.3	22.1
23:45	18.4	-76.2	-76.4	-77.4	47:45	18.0	-72.0	-72.2	-75.0	71:45	20.3	-53.2	-53.4	-55.5	95:45	20.1	22.3	22.1	22.1
23:50	18.1	-76.2	-76.4	-77.4	47:50	18.1	-72.0	-72.2	-75.0	71:50	20.3	-53.0	-53.2	-55.3	95:50	20.2	22.3	22.1	22.0
23:55	18.3	-76.2	-76.4	-77.4	47:55	18.1	-72.0	-72.2	-75.0	71:55	20.2	-52.9	-53.1	-55.2	95:55	20.2	22.2	22.0	21.9
															96:00	20.4	22.1	21.9	21.8















TO 6659 Raw Data - Static +30°C Profile



hh:mm	Air	Top	Mid	Btm	hh:mm	Air	Top	Mid	Btm	hh:mm	Air	Top	Mid	Btm	hh:mm	Air	Top	Mid	Btm
22:30	30.0	-76.7	-77.6	-77.2	46:30	30.1	-71.7	-74.5	-72.9	70:30	30.1	17.1	17.0	19.7	94:30	30.2	28.4	28.2	28.4
22:35	30.0	-76.7	-77.6	-77.2	46:35	30.1	-71.7	-74.4	-72.9	70:35	30.1	17.4	17.3	19.9	94:35	30.1	28.4	28.2	28.4
22:40	30.1	-76.7	-77.6	-77.2	46:40	30.1	-71.6	-74.4	-73.0	70:40	30.1	17.7	17.6	20.1	94:40	30.1	28.4	28.2	28.4
22:45	30.1	-76.7	-77.6	-77.2	46:45	30.1	-71.6	-74.4	-72.9	70:45	30.1	17.9	17.9	20.3	94:45	30.1	28.4	28.2	28.4
22:50	30.0	-76.7	-77.6	-77.2	46:50	30.1	-71.5	-74.4	-72.9	70:50	30.1	18.2	18.1	20.5	94:50	30.1	28.4	28.2	28.4
22:55	30.0	-76.7	-77.6	-77.2	46:55	30.1	-71.5	-74.4	-72.8	70:55	30.1	18.5	18.4	20.7	94:55	30.1	28.4	28.2	28.4
23:00	30.0	-76.7	-77.6	-77.2	47:00	30.1	-71.4	-74.3	-72.7	71:00	30.1	18.8	18.6	20.9	95:00	30.1	28.4	28.2	28.4
23:05	30.1	-76.8	-77.6	-77.2	47:05	30.1	-71.4	-74.3	-72.6	71:05	30.1	19.1	18.9	21.1	95:05	30.1	28.4	28.2	28.4
23:10	30.0	-76.7	-77.6	-77.2	47:10	30.0	-71.4	-74.3	-72.6	71:10	30.1	19.4	19.2	21.3	95:10	30.1	28.4	28.2	28.4
23:15	30.1	-76.7	-77.6	-77.2	47:15	30.1	-71.3	-74.3	-72.5	71:15	30.1	19.7	19.5	21.6	95:15	30.1	28.4	28.2	28.4
23:20	30.1	-76.7	-77.6	-77.2	47:20	30.1	-71.3	-74.2	-72.4	71:20	30.1	20.0	19.8	21.7	95:20	30.2	28.4	28.2	28.4
23:25	30.0	-76.7	-77.6	-77.1	47:25	30.1	-71.3	-74.2	-72.4	71:25	30.1	20.3	20.1	21.9	95:25	30.1	28.4	28.2	28.4
23:30	30.0	-76.7	-77.6	-77.1	47:30	30.1	-71.2	-74.2	-72.4	71:30	30.1	20.6	20.4	22.1	95:30	30.1	28.4	28.2	28.4
23:35	30.1	-76.7	-77.6	-77.1	47:35	30.1	-71.2	-74.2	-72.3	71:35	30.1	20.9	20.7	22.3	95:35	30.1	28.4	28.2	28.4
23:40	30.0	-76.7	-77.6	-77.1	47:40	30.1	-71.2	-74.2	-72.2	71:40	30.1	21.2	20.9	22.6	95:40	30.1	28.4	28.2	28.4
23:45	30.0	-76.7	-77.6	-77.0	47:45	30.0	-71.1	-74.2	-72.2	71:45	30.1	21.5	21.2	22.7	95:45	30.2	28.4	28.2	28.4
23:50	30.1	-76.6	-77.6	-77.0	47:50	30.1	-71.1	-74.1	-72.2	71:50	30.1	21.7	21.5	23.0	95:50	30.1	28.4	28.2	28.4
23:55	30.0	-76.6	-77.6	-77.0	47:55	30.1	-71.0	-74.1	-72.2	71:55	30.1	22.0	21.7	23.2	95:55	30.2	28.4	28.2	28.4
															96:00	30.1	28.4	28.2	28.4